


PSI+SI

MAXI 110

- Aluminium professional stepladder
- Climbing side stile section: 24x50 mm
- Back side stile section: 20x40 mm
- Treads width: 110 mm. Stile/treads connection without rivets
- Strong anti-splay restraint straps from 5 treads up (4+1)
- Two different inclinations for climbing and back side assure a maximum comfort



Casting resin hinge with internal steel structure and polyamide clutch insert **antigrip**



Large tool tray allows a comfortable hold

The double slope allows to approach the wall



Icons representing ladder types, dimensions, weight, volume, and barcode.

Code	Treads number with platform	(cm)	(cm)	(cm)	(cm)	(cm)	(cm)	(kg)	(m ³)	Ean
PS/3M	3	65	126	255	70	44	138	4,2	0,06	8028406112686
PS/4M	4	88	150	278	86	47	162	5,2	0,08	8028406112693
PS/5M	5	112	172	302	102	50	188	6,2	0,10	8028406112709
PS/6M	6	136	196	326	118	53	212	7,0	0,12	8028406112716
PS/7M	7	159	219	349	134	56	237	8,2	0,14	8028406112723
PS/8M	8	182	242	372	150	59	262	9,2	0,16	8028406112730
PS/9M	9	205	265	395	166	62	286	10,6	0,19	8028406112747

This product is delivered with a PVC wrap film and product leaflet



Energy without rivets

Stile/tread connection through double expansion and crimping



Loading test: 1.500 N/1 minute
Dynamic test: 50.000 cycles




EN131
EUROPEAN NORM




UPDATE NEW NORM EN131: 01/18



11
cm



110
mm



110 mm

110 mm

